Name: _____ Date: _____

Picture Division into Equal Groups

Look at the pictures. Divide the objects into equal groups (circle or draw lines).
Then write the division number sentence.

1. Divide the apples into 3 equal groups.



_____ ÷ 3 = _____

2. Divide the stars into 4 equal groups.



_____ ÷ 4 = _____

3. Divide the balls into 5 equal groups.



_____ ÷ 5 = _____

4. Divide the counters into 2 equal groups.



_____ ÷ 2 = _____

5. Divide the cupcakes into 4 equal groups.



_____ ÷ 4 = _____

6. Divide the pencils into 3 equal groups.



_____ ÷ 3 = _____