YEAR 6 · MEASUREMENT

Reading Scales and Measuring Instruments

Name _____ **Date** _____

Read each instrument carefully and write the measurement, including its unit, on the line. For measuring cylinders, read the bottom of the meniscus.

1. RULERS

Each short mark represents 0.5 cm.

1 **How long is the strip?**



Answer: _____

2 **How long is the strip?**

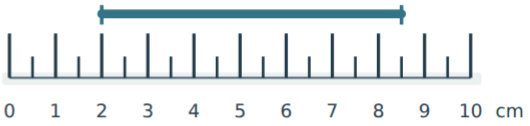

Answer: _____

2. MEASURING CYLINDERS

Use the marked divisions to read each volume.

3 **What volume of liquid is shown?**

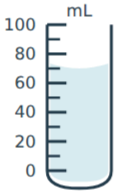

Answer: _____

4 **What volume of liquid is shown?**



Answer: _____

3. THERMOMETERS

Read between labelled temperatures where needed.

5 **What temperature is shown?**

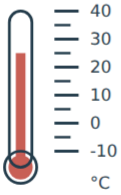

Answer: _____

6 **What temperature is shown?**

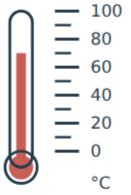

Answer: _____

4. WEIGHING SCALES

Follow the pointer to a marked division.

7 **What mass is shown?**

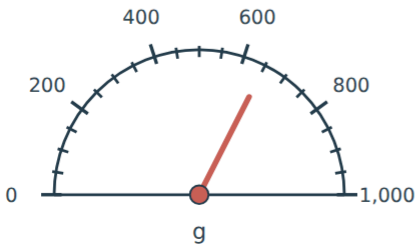

Answer: _____

8 **What mass is shown?**

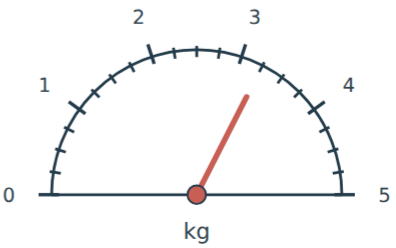

Answer: _____